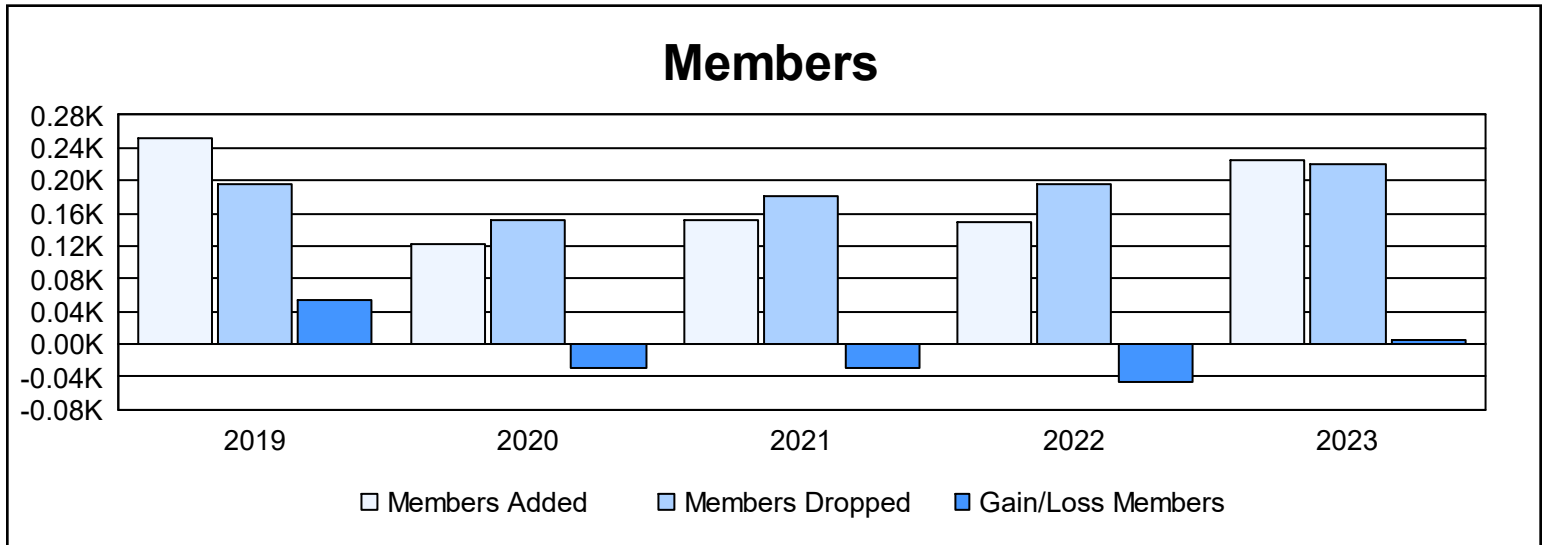
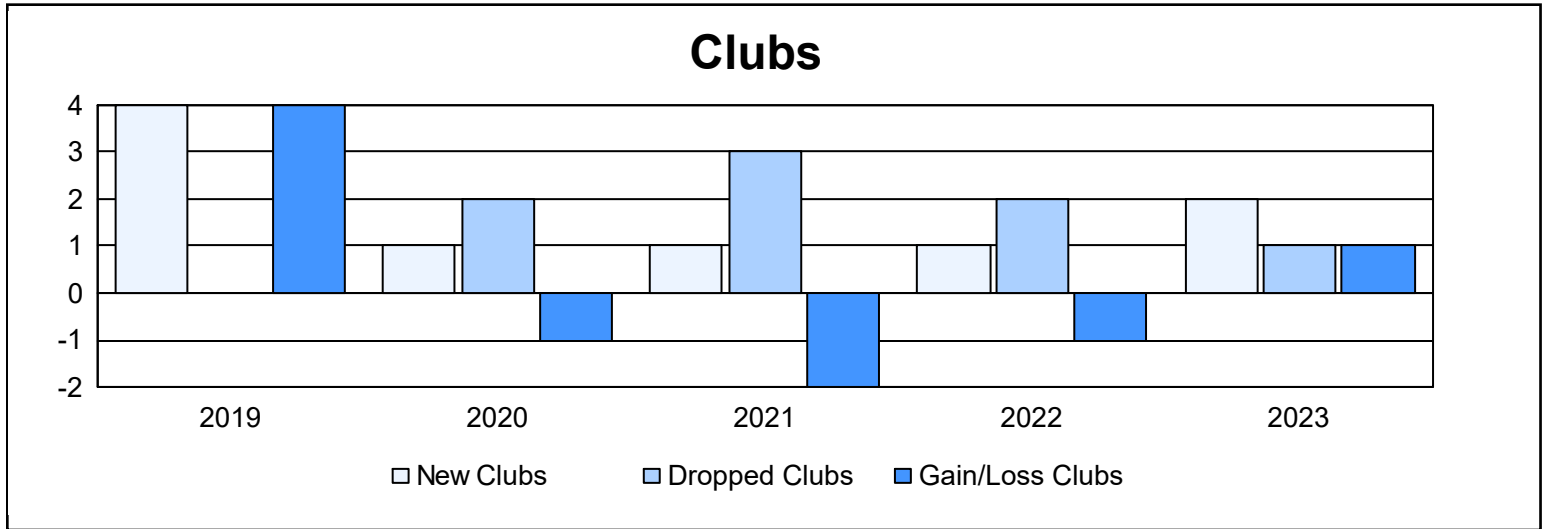
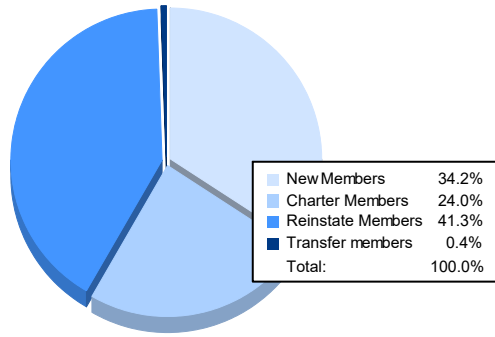


Year	New Clubs	Dropped Clubs	Gain/Loss Clubs	New Members	Charter Members	Reinstate Members	Transfer Members	Total Member Added	Total Members Dropped	Gain/Loss Members
2018-2019	4	0	4	128	113	8	2	251	196	55
2019-2020	1	2	-1	81	39	1	1	122	152	-30
2020-2021	1	3	-2	85	61	6	0	152	180	-28
2021-2022	1	2	-1	93	48	6	3	150	195	-45
2022-2023	2	1	1	77	54	93	1	225	219	6
<b>Average</b>	<b>2</b>	<b>2</b>	<b>0</b>	<b>93</b>	<b>63</b>	<b>23</b>	<b>1</b>	<b>180</b>	<b>188</b>	<b>-8</b>



### Membership Composition June 2023 Cumulative



### Gender Composition June 2023 Cumulative

